


Understanding the Table Set-up

The easiest way to remember
which place settings are yours:
solids on the left and liquids
on the right.



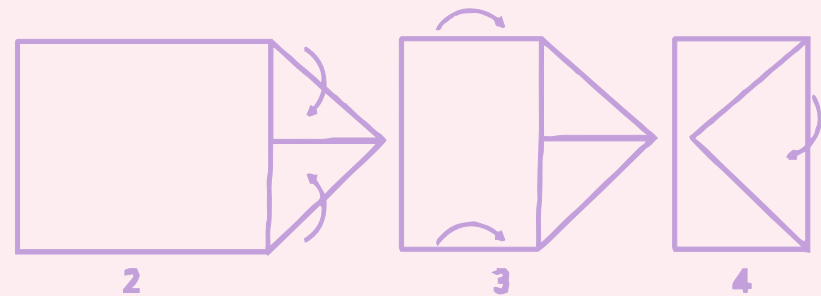
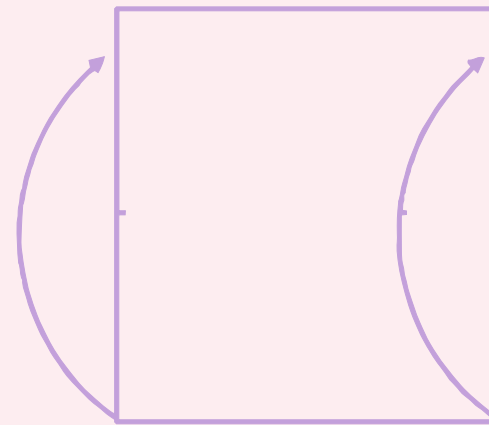
How to do an Envelope Fold Napkin

1. Fold a standard dinner napkin in half so that the open end is facing away from you.

2. On the right hand side of the napkin, fold both corners towards the center to form two triangles.

3. Fold the left side of the napkin over in half to meet the base of the triangles.

4. Fold both triangles over to create an envelope.



Envelope
Fold Napkin

